

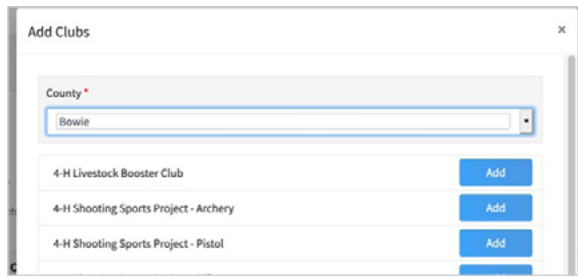


If you are returning to 4-H, your member record will be listed on the family Member List. Click "Enroll Now" under the Program in which you would like to enroll.

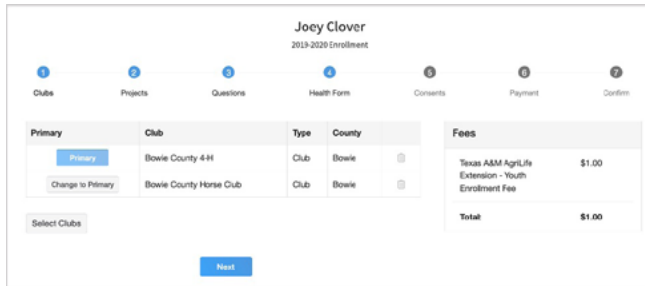
If you are a new member and your name is not yet listed, click "Add Member" and follow the steps for "Adding a New Member to the Family," then continue to Step 1 below.

1. Select the member's Grade and click Next.
2. Select to Confirm that you would like to enroll as a Club Member.

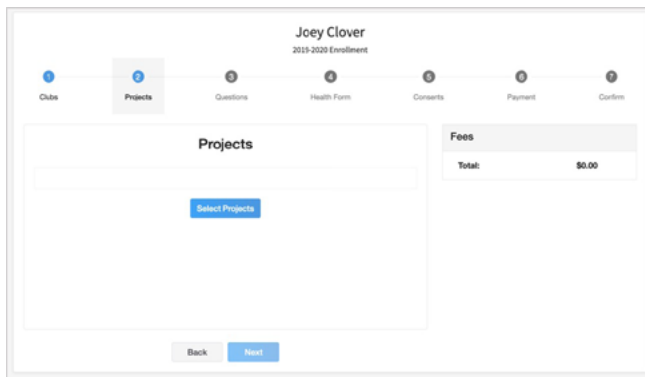
3. Click the Select Clubs button.



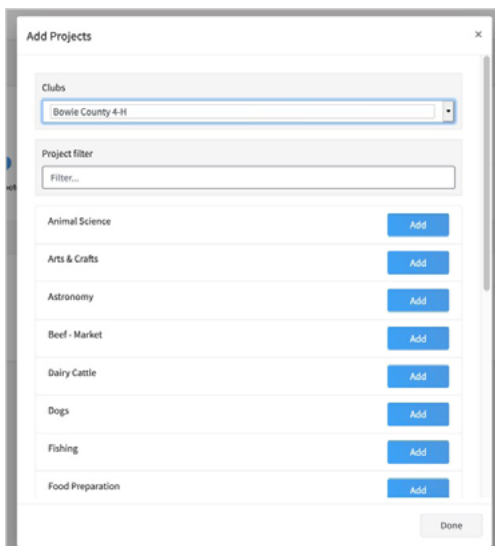
4. Select the County in which your Club is located.
5. Click Add next to the Club you would like to join.
6. Repeat steps 1-3 to add all of the Clubs in which you would like to participate.



7. If you have enrolled in more than one club, be sure the Primary club is marked correctly. If not, click the Change to Primary button to mark a different Club as your Primary Club.
8. Click the trash can icon to remove a Club from the list.
9. Once all of your Clubs are added, click Next at the bottom of the screen.



1. Click Select Projects



2. Select the Club with which you want your project to be associated.
3. Click the Add button next to the project you want to add to the member's enrollment.
4. Repeat steps 7-9 for each project in which you would like to participate.

**Project Consents**

Member Name \*

Parent / Guardian Name \*

Lots of textLots of text \*

**Consent 4**

**Test # 4**

Member Name \*

Parent / Guardian Name \*

Agree

Disagree

Decline Accept

NOTE: Some projects may have Consents that are required in order to participate. You will be prompted to enter the required signatures and accept the Consents after you click "Add".

**Joey Clover**  
2019-2020 Enrollment

Clubs Projects Questions Health Form Consents Payment Confirm

Project	Club	
Arts & Crafts	Bowie County 4-H	
Astronomy	Bowie County 4-H	

Select Projects

Back Next

Fees	
Texas A&M AgriLife Extension - Youth Enrollment Fee	\$1.00
<b>Total:</b>	<b>\$1.00</b>

- Click the trash can icon to remove any projects.
- Click the Next button once all the member's projects have been added.

**Joey Clover**  
2019-2020 Enrollment

Clubs Projects Questions Health Form Consents Payment Confirm

**Questions**

Testing Message for Demographic!

Sample Text

Show Questions

Back Next

Fees	
Texas A&M AgriLife Extension - Youth Enrollment Fee	\$1.00
<b>Total:</b>	<b>\$1.00</b>

- Click "Show Questions"
- Complete the enrollment questions. Some of the questions will be completed for you based on what you entered when you created your record.

NOTE: Any questions with a red asterisk (\*) are required. Questions may vary by Institution.

NOTE: Your Institution may also require you to upload pictures or documents with your enrollment.

Click the Upload button to select a file to upload.

Click the Next button at the bottom of the screen when you are finished.

**Files**

**Your Picture!**

No Image Selected

Upload

**PDF Test**

PDF

No File Uploaded

Upload

Back Next

Joey Clover  
2019-2020 Enrollment

1 Clubs 2 Projects 3 Questions 4 Health Form 5 Consents 6 Payment 7 Confirm

**Allergies**

Aspirin  Insect Stings  
 Dairy  Eggs  
 Fish  Gluten  
 Hay Fever  Ivy Oak Sumac  
 Nuts  Peanuts  
 Penicillin  Shellfish  
 Sulfas  Tetanus Vaccine

List Any Allergies That Are Life Threatening

**Authorized Medications**

Acetaminophen  Allergy Medication

**Fees**

Texas A&M AgriLife Extension - Youth Enrollment Fee	\$1.00
<b>Total:</b>	<b>\$1.00</b>

Back Next

Joey Clover  
2019-2020 Enrollment

1 Clubs 2 Projects 3 Questions 4 Health Form 5 Consents 6 Payment 7 Confirm

**Code of Conduct**

I will follow the Rules at all times!

Member Name \*

Parent / Guardian Name \*

Yes - I will \*

**Fees**

Texas A&M AgriLife Extension - Youth Enrollment Fee	\$1.00
<b>Total:</b>	<b>\$1.00</b>

2019-2020 Enrollment

1 Clubs 2 Projects 3 Questions 4 Consents 5 Payment 6 Confirm

No Payment Necessary, all set!

Back Next

Select a payment method

Select a Card  
Or

Add New Card

Cardholder Name

Card Number

Expiration Month Year Validation (CVV)

01 - January 2020

Add Credit Card

**Fees**

University of Maryland - Youth Enrollment Fee	\$10.00
<b>Total:</b>	<b>\$10.00</b>

Payment for this invoice will be collected by Allegany CountyArea. Apply

Request a Fee Waiver. Request

Coupon Code Apply

- If your Institution requires a Health form, you will be asked to complete the Health form fields and Consents.
- Click the Next button at the bottom of the screen when you are done.

- Complete any Consents your Institution requires.
- Click the Next button at the bottom of the page when you are finished.

If no fees are due, click the Next button and skip to step 25.

- If applicable, review the fees for the member.
- Enter your credit card information to pay any enrollment fees.
- Click Add Credit Card.
- This card will be available for you to select for additional members in your family.

NOTE: Your state may allow offline payment options such as check/cash submitted to the County Office, Coupon Code or Waiver Request. Proceed per the instructions of your County office.

**Payment Terms**

Program fees are non-refundable for enrollments that have been made active.

Member Name \*

Parent / Guardian Name \*

I understand that program fee payments are non-refundable if the member record has been approved/made active. \*

17. Complete the Payment Terms.

18. Click the Next button.

<p><b>Selected Clubs</b></p> <p>Farmers Fortune, Charles - Primary</p>	<p>University of Maryland - Youth Enrollment Fee \$10.00</p> <p><b>Total: \$10.00</b></p>
<p><b>Selected Projects</b></p> <p>CLOVERS (Ages 5-7) - Farmers Fortune</p>	<p><b>Selected Payments:</b></p> <p>VISA 4xxx xxxx xxxx 1000 \$10.00 (Pending)</p>

19. Review the enrollment information.

20. Once you have verified that the clubs and projects are listed correctly, click the Submit button.

Congratulations, your enrollment is complete!

You will receive an email to let you know your enrollment has been submitted. You will receive another email when your County Extension office has approved your enrollment. You may view the enrollment status on the Member List. Any enrollments that have fees to be paid by credit card will process when the County Extension Office approves the enrollment. Should the transaction be declined, you will receive an email notification. It will include a link to login so that you may add another card or change your payment method, if allowed.