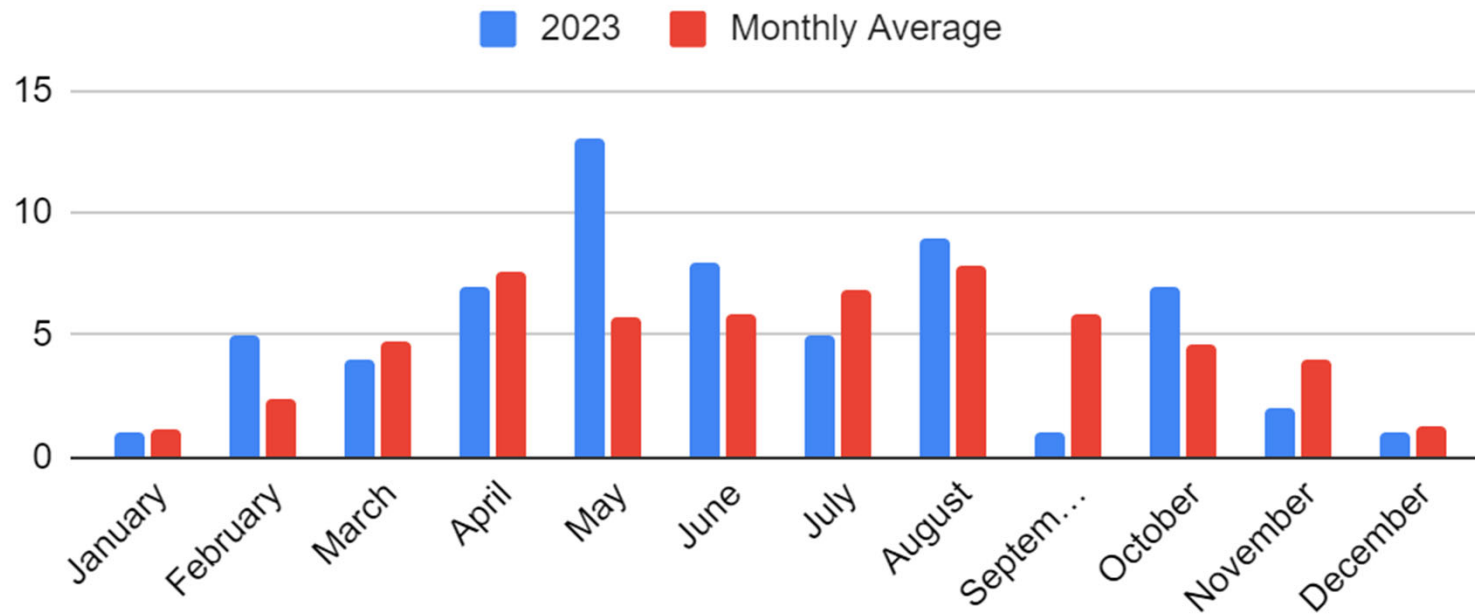


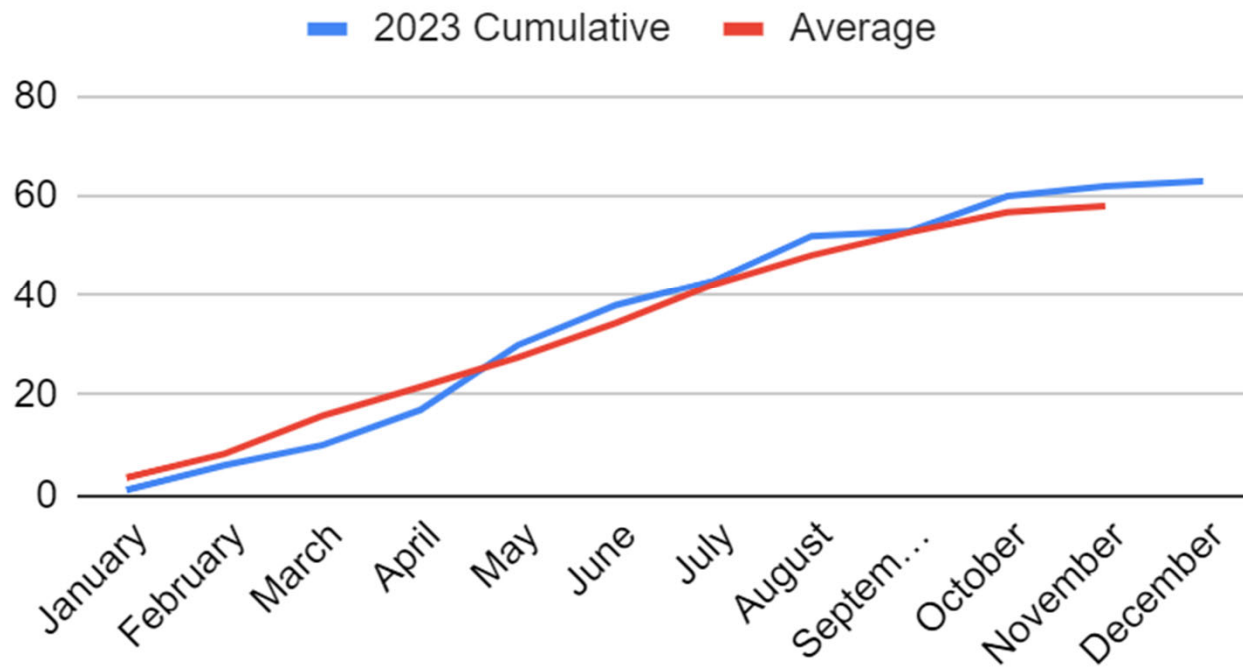
2023 Clay County Building Permit Report



2023 and Monthly Average

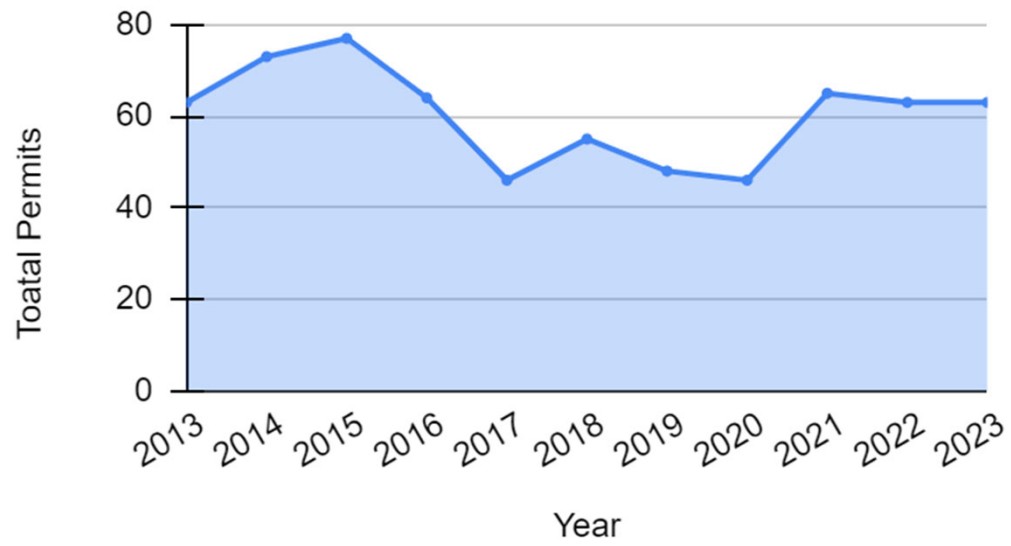


2023 and Cumulative Average



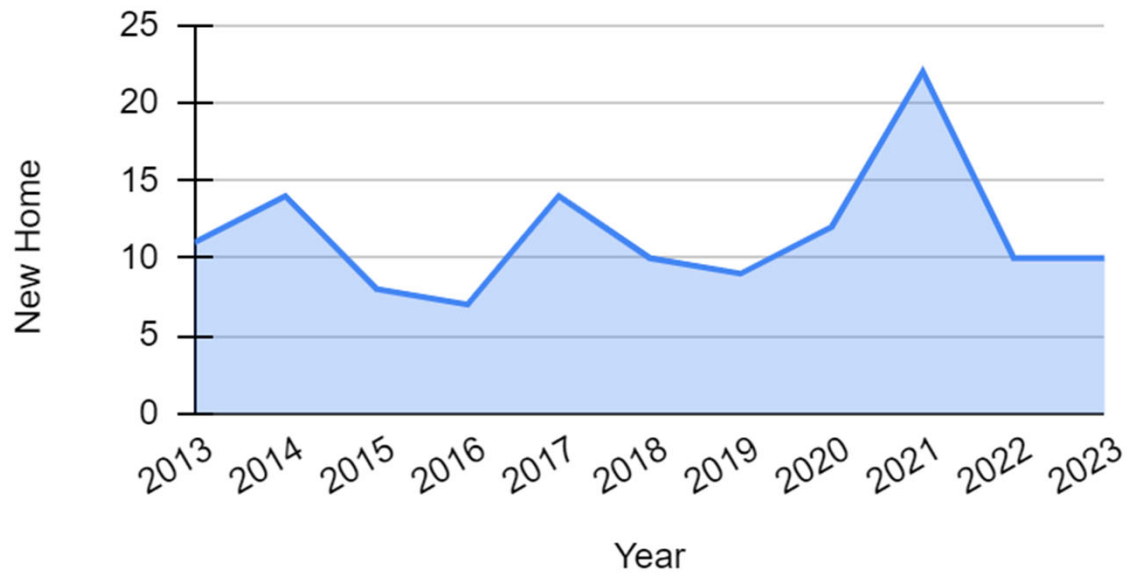
	January	February	March	April	May	June	July	August	September	October	November	December	Totals
2015	1	2	5	4	13	10	12	9	9	8	4	0	77
2016	0	2	4	10	4	8	9	10	10	3	4	0	64
2017	2	2	4	4	6	5	7	3	5	6	1	1	46
2018	0	1	8	9	4	4	5	5	5	4	8	2	55
2019	0	4	2	7	1	7	6	8	5	4	2	2	48
2020	0	1	2	10	3	2	6	9	3	4	4	2	46
2021	4	3	7	8	9	4	6	7	5	3	6	3	65
2022	2	4	6	9	6	7	4	12	5	5	3	0	63
2023	1	5	4	7	13	8	5	9	1	7	2	1	63
Monthly Average	1.125	2.375	4.75	7.625	5.75	5.875	6.875	7.875	5.875	4.625	4	1.25	58
	January	February	March	April	May	June	July	August	September	October	November	December	
Cumulative Average	1.125	3.5	8.25	15.875	21.625	27.5	34.375	42.25	48.125	52.75	56.75	58	
2023 Cumulative	1	6	10	17	30	38	43	52	53	60	62	63	
Cumulative %	112.50%	171.43%	121.21%	107.09%	138.73%	138.18%	125.09%	123.08%	110.13%	113.74%	109.25%	108.62%	
2021 Cumulative	4	7	14	22	31	35	41	48	53	56	65	65	

Total Permits by Year



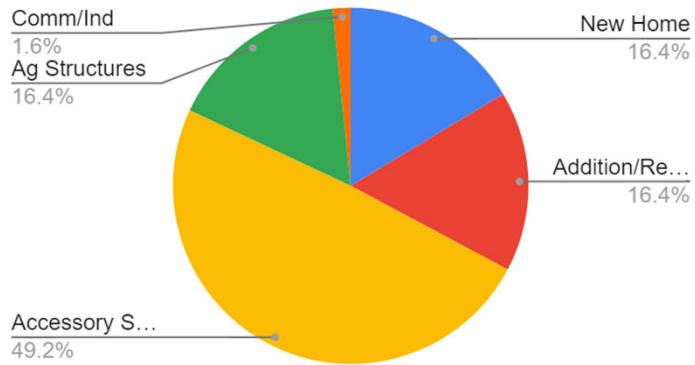
Year	Total Permits
2013	63
2014	73
2015	77
2016	64
2017	46
2018	55
2019	48
2020	46
2021	65
2022	63
2023	63

New Homes by Year



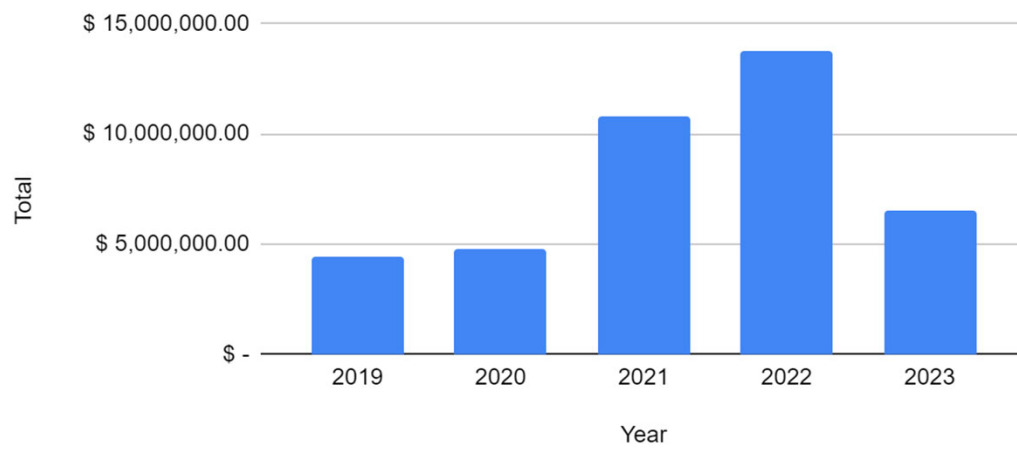
Year	New Homes	Total Permits	%
2013	11	63	17.46%
2014	14	73	19.18%
2015	8	77	10.39%
2016	7	64	10.94%
2017	14	46	30.43%
2018	10	55	18.18%
2019	9	48	18.75%
2020	12	46	26.09%
2021	22	65	33.85%
2022	10	63	15.87%
2023	10	63	15.87%

2023 Total



Building Permit For:	Total
New Home	10
Addition/Remodel	10
Accessory Structure	30
Ag Structures	10
Comm/Ind	1

Total Permit Value by Year

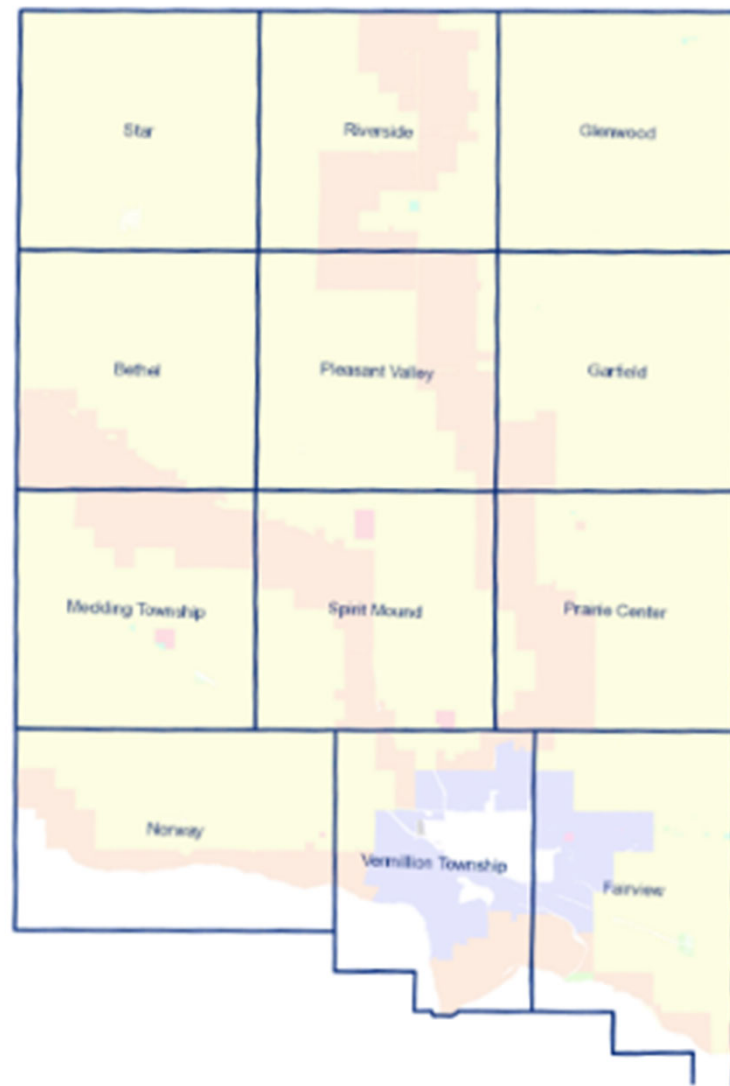


Year	Total
2019	\$ 4,425,913.00
2020	\$ 4,742,892.00
2021	\$ 10,830,675.00
2022	\$ 13,752,600.00
2023	\$ 6,487,726.00

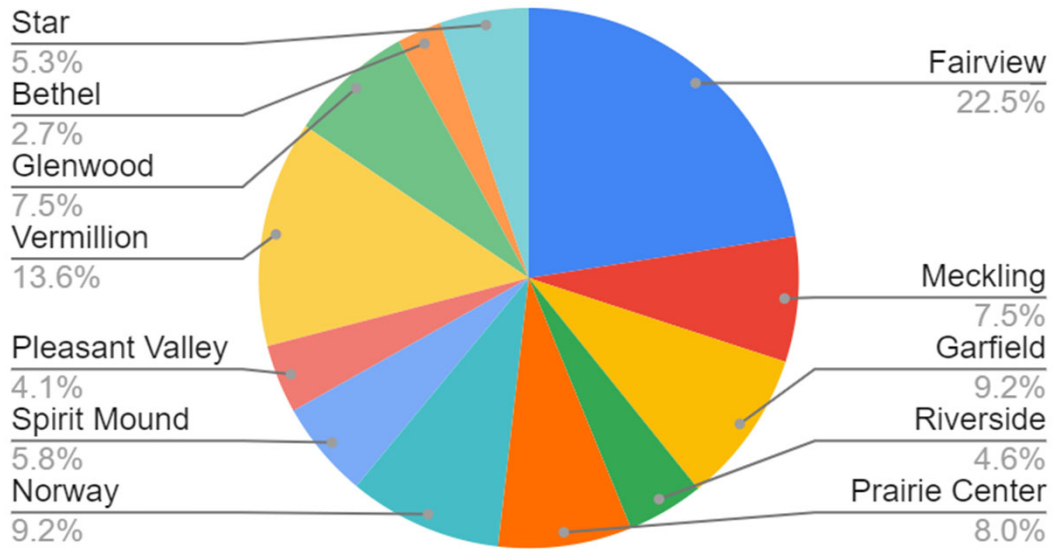
*For all Building Permits

Year	Total amount for new homes	Average New Home Cost
2020	\$ 2,867,000.00	\$ 238,917.00
2021	\$ 7,241,000.00	\$ 329,136.00
2022	\$ 3,952,000.00	\$ 304,000.00
2023	\$ 3,236,925.00	\$ 323,692.00

Just for new homes.

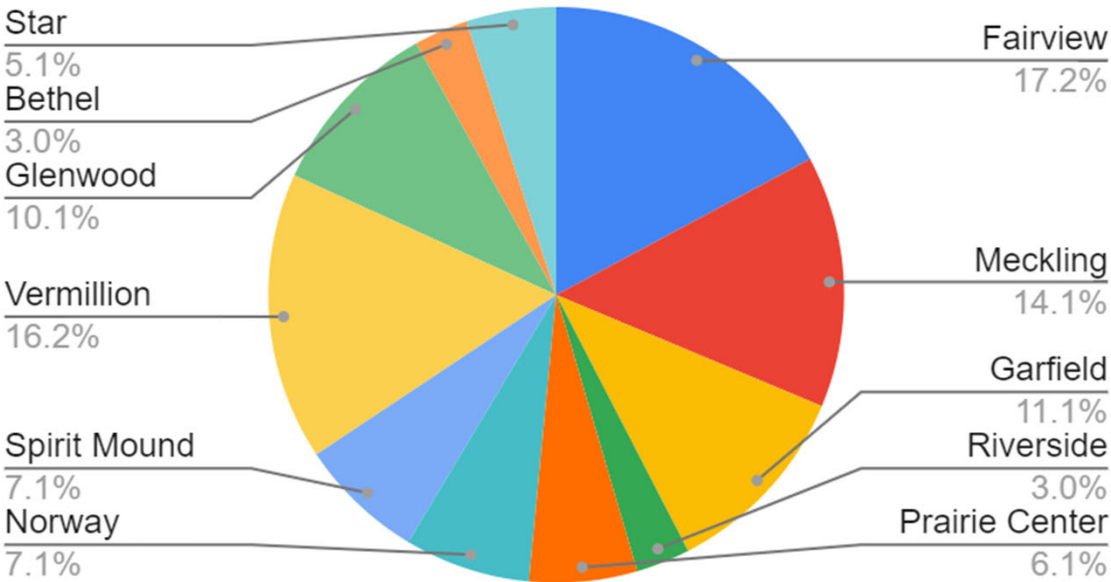


Total



Township	Total
Fairview	93
Meckling	31
Garfield	38
Riverside	19
Prairie Center	33
Norway	38
Spirit Mound	24
Pleasant Valley	17
Vermillion	56
Glenwood	31
Bethel	11
Star	22

2023 Totals



Township	Total
Fairview	17
Meckling	14
Garfield	11
Riverside	3
Prairie Center	6
Norway	7
Spirit Mound	7
Pleasant Valley	0
Vermillion	16
Glenwood	10
Bethel	3
Star	5